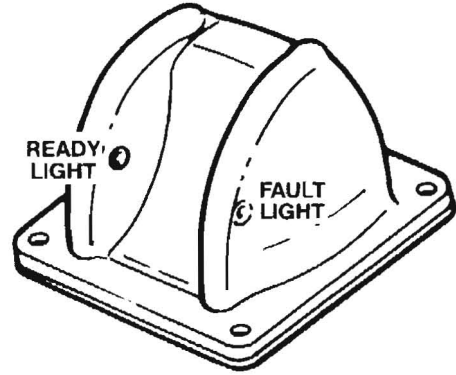
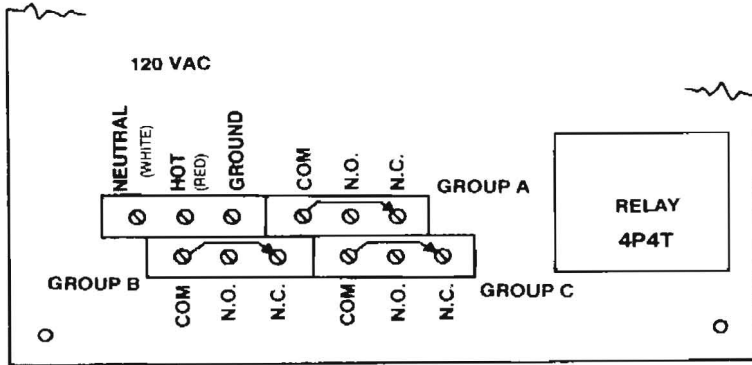


INSTRUCTION MANUAL FOR M-200 WIRING SPECIFICATIONS - THREE POLE DOUBLE THROW



CONNECTING BLOCK AS VIEWED ON BACK OF CIRCUIT BOARD

- Bring 120 VAC to connecting block as shown.
- Wire contacts (groups A-B-C) per customer requirements (SEE WARNING BELOW)
- Terminal block will accept up to 14-gauge wire.
- Remove relay clip when using M2-BASE.

CONTACT FACTORY FOR SURGE SUPPRESSION PROTECTION IF APPLICATION WARRANTS. SUCH AS HEAVY INDUCTIVE LOADS i.e. WELDERS.

TOP VIEW OF M200 ACTUATOR

- With power on "ready light" will appear. When unit is activated "ready light" will go out.
- Fault light will appear when there is a problem with the operations of the Break-A-Beam.

CHECK THE FOLLOWING WHEN FAULT LIGHT IS ON.

Possible Cause	Action
Obstructed Beam on Power up.	Check cover for obstruction. Remove if present.
Cover is dirty	Turn power off – clean cover lens.
Relay contact(s) may have welded closed	Replace relay (4P4T – Miniature 14 Blade)
Voltage has dropped below 90 VAC	Check for incoming voltage
Ambient light saturation	Shield Break-A-Beam from extraneous light sources.

CAUTION: Read instruction manual before installing. Customer is solely responsible for installation.

- WARNING – THE POSSIBILITY OF ELECTRICAL SHOCK COULD RESULT FROM IMPROPER INSTALLATION**
- COLOR CODE SYSTEMS OF WIRING ARE DIFFERENT FOR ELECTRONIC AND ELECTRICAL EQUIPMENT.**
- TEST FOR ANTI-TIE DOWN OPERATION BEFORE INSTALLING BREAK-A-BEAM ACTUATORS.**
- BREAK-A-BEAM SHOULD ONLY BE USED WHERE POINT OF OPERATION GUARDING DEVICES HAVE BEEN PROPERLY INSTALLED AND MAINTAINED SO THAT ALL APPROPRIATE OSHA AND ANSI B 11.1 REGULATIONS AND STANDARDS ARE MET. MISAPPLICATION OF THESE PRODUCTS ON MACHINERY LACKING EFFECTIVE POINT OF OPERATION SAFEGUARDS CAN CAUSE SERIOUS INJURY TO THE OPERATOR.**
- SPECIFICATIONS SUBJECT TO CHANGE WITHOUT NOTICE OR INCURRING OBLIGATION.**

WARRANTY

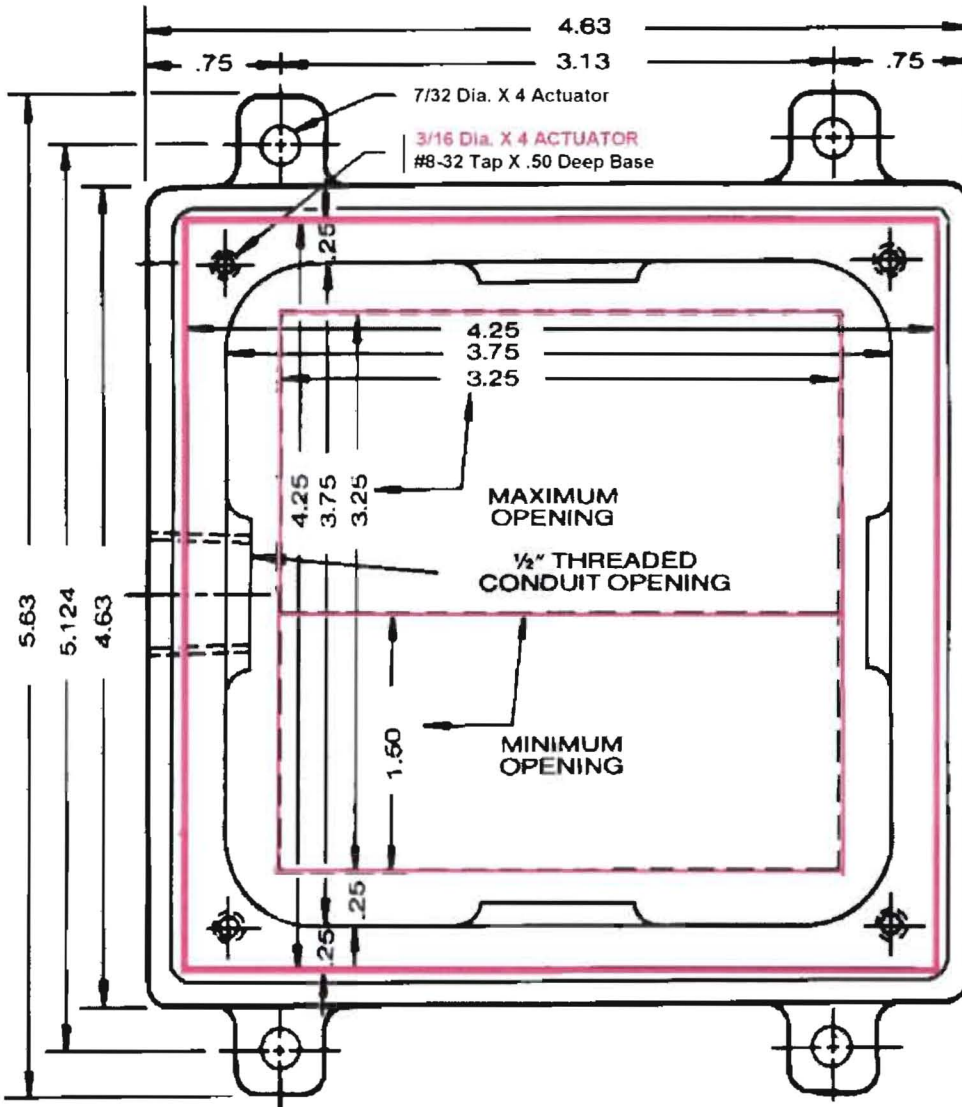
Break-A-Beam, Inc. warrants its products against defective workmanship for a period of two (2) years from date of shipment. Break-A-Beam, Inc. will, at its option, repair or replace, free of charge, any component or total assembly deemed to be defective due to defective workmanship after it is returned, freight prepaid, during the warranty period to our factory and has been examined. Any warranty on components will be limited to the warranties of the component manufactures. This warranty will not apply to any product which has been subject to misuse, negligence, modification, accident, damage by purchaser, or misapplication not in accordance with manufacturer's instructions. This express warranty comprises the entire warranty of Break-A-Beam, Inc. And is lieu of, and excludes all other warranties, guarantees, or representations, whether express, implied or of fitness for a particular purpose. The total liability of Break-A-Beam, Inc is limited to the amount of the purchase order for the product found to be defective. In no event will Break-A-Beam, Inc. be liable for direct, indirect, consequential or incidental damages as a result of any defect, or other related items or processes, including, but not limited to, any interruption of service, loss of business, anticipated profit, or any other consequential damages

25257 MOUND ROAD ■ WARREN MICHIGAN 48091 U.S.A. ■ (586)758-7790 ■ Fax (586)758-6436

www.break-a-beam.com

© 2004 BREAK-A-BEAM INC

INSTRUCTION MANUAL FOR M-200
Mounting Specifications for Actuator and Base

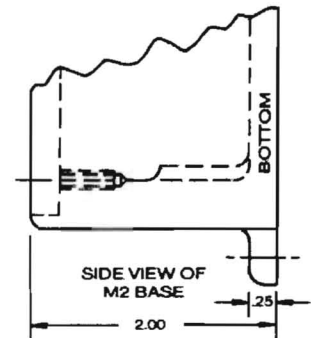


Black Lines Indicate Dimensions for Mounting the M2-BASE.

Red Lines Indicate Dimensions for Mounting the M-200 Actuator to Customer Supplied Enclosure.

Location of Minimum Cut Out Can Be Rotated in 90° Increments to Satisfy Your Mounting Requirements.

Do Not Over Tighten Screws When Attaching Actuator To Base.



CAUTION: READ INSTRUCTION MANUAL BEFORE INSTALLING. CUSTOMER IS SOLELY RESPONSIBLE FOR INSTALLATION. BREAK-A-BEAM SHOULD ONLY BE USED WHERE POINT OF OPERATION GUARDING DEVICES HAVE BEEN PROPERLY INSTALLED AND MAINTAINED SO THAT ALL APPROPRIATE OSHA AND B 11.1 REGULATIONS AND STANDARDS ARE MET. MISAPPLICATION OF THESE PRODUCTS ON MACHINERY LACKING EFFECTIVE POINT OF OPERATION SAFEGUARDS CAN CAUSE SERIOUS INJURY TO THE OPERATOR.